

www.presswellsteels.com



SINK
DEEP INTO
THE OCEAN
OF LUXURY

**SILVER
LINE**

About manufacturer

Welcome to the PRESSWELL STEELS PVT. LTD., one of the most recognized manufacturers & exporters of high quality stainless steel kitchen sinks under the brand name SILVERLINE.

Our integrated manufacturing facilities spread over 60,000 sq.ft. are located at National Highway-1 (G.T. Karnal Road), Rai Industrial Area, Sonapat, Haryana. We have set up the advance R&D and technology centres that has in-house design, deep draw press lines, sheet metal fabrication facility. All are equipped with the latest and relevant machinery, equipment, hardware and software support.

We are exporting our products to USA, Europe, South Africa, Middle East and so on. We have been awarded multiple times by EEPC India for the highest Export of Stainless Steel Kitchen sinks.

SILVERLINE sinks are made out of SS grade 304 (18/8) stainless steel of 1 mm thickness for maximum durability. Ceramic coatings and thick rubber dampening pads are used in the sinks underneath for the top-level soundproofing with finishing which no other can provide.

SILVERLINE offers the most popular styles and sizes and a wide range of options like Jointless double bowl and Low Radius sinks. We offer our products at a competitive price, coupled with peace-of-mind before & after sales service assurance for our customers.

The SILVERLINE brand products are designed for modern highend kitchens. In today's interiors, the boundaries between the kitchen and living area are becoming blurred, while minimalist, refined and sophisticated design solutions have begun to gain ground.

With their large, clean surfaces and innovative approach SILVERLINE sinks perfectly match the latest architectural ideas. They are made for kitchens just like that, as their outstanding design and functional qualities exceed the existing standards in many ways.

The carefully designed solutions will enhance your food preparation and kitchen work efficiency. SILVERLINE sinks are manufactured from top-quality modern materials, which ensures easy and environment-friendly maintenance and decomposition.




STRONG STYLISH
STAINLESS

Great advantages

SILVERLINE
Stainless Steel Kitchen Sinks

Modern kitchens are flexible, well designed, and increasingly freed from the traditional division into the cooking, work and wash-up areas. With state-of-the-art sinks, SILVERLINE promotes innovative and functional kitchen solutions, which transcend the limits of the "wet" kitchen area. Our sinks are thus becoming an important part of everyday life, and are designed and manufactured accordingly, displaying the foremost significant qualities that place SILVERLINE sinks among the top products in the market.



Sturdiness

SILVERLINE sinks rank among the most durable sinks in the market since they are manufactured from 304 grade stainless steel up to 1 mm in thickness. The main advantages of thicker steel are greater impact resistance, increased stability of a sink tap and significantly reduced level of water splashing noise. In weight comparison, sinks made of thicker stainless steel are heavier.



Health and Environment Friendliness

SILVERLINE sinks are surface treated to resist the growth of mould, microorganisms and bacteria. All surfaces are easy to clean, as the sinks have no inaccessible spots for bits of food and other grime to accumulate. In addition, SILVERLINE sinks are environmentally friendly, containing no harmful admixtures that might be released into the environment upon decomposition.



Handiness

SILVERLINE sink bowls are deeper than other products of the sort. The capacity of the sink is thus increased by up to a few litres, which makes the task of washing up large pieces and big amounts of dishes much more comfortable. The sinks use 1½" or 3½" drain plumbing (depending on the model), which allows quick drainage of large amounts of water.



Durability

SILVERLINE sinks are easy to clean and maintain, as they are manufactured from top-quality materials and designed to allow simple maintenance without aggressive cleaning agents. The composite as well as stainless sinks are highly resistant to impacts, high temperatures, scratching, chemicals and all sorts of stains.

Selection Guide

When buying a kitchen sink it is recommended to, consider the following :

Cabinet width – First of all, you must know the size/width of the kitchen sink cabinet, which will influence your choice.

Our sinks require a minimum of 400-600mm width of cabinet according to the model of the sink. Cabinet or island with width greater than 600mm can accommodate any of our sinks.

Sink orientation – once you have determined the cabinet width, you have to determine orientation of the sink on the kitchen worktop. You can choose among left-hand bowl, right-hand and reversible sink designs. Most of our sinks are reversible, you need not worry about the orientation upon your purchase, as you can turn the sink with its main bowl(s) according to your needs.

In the next step, you can choose from among various finishes (satin finish or high gloss material), various installation types (inset, flush mount, flat mount, undermount or sit-on) and, various sink designs.

Configurations

SILVERLINE kitchen sinks come in various orientations to adjust perfectly to your kitchen requirements. To make your decision easier, every sink presentation in this catalogue includes a list of available varieties.

left-hand	main bowl on the left, drainer on the right
right-hand	large bowl on the right, drainer on the left
reversible	any arrangement possible; bowl on the left or on the right
corner	can be installed into corner cabinets (some models also into regular cabinets, depending on model dimensions).

Installation Types

SILVERLINE sinks are suitable for various installation types, thus adjusting completely to design and architectural requirements of your kitchen.

I



Inset sinks are installed into kitchen worktop, thus forming part of continuous working surface. Sink is inserted from above into a suitable worktop cut-out and fastened with supplied clamps.

F



Flush mount sinks are installed into previously adjusted kitchen worktop made of waterproof material (natural stone, composite material, glass, impregnated solid wood). Surface of the sink and surface of the worktop are in the same level. The main advantage is a seamless working surface that enables very easy cleaning and an attractive appearance.

S



Flat mount sinks are installed into kitchen worktop so that a uniform working surface is created. Thin, almost unnoticeable rims allow quick and easy cleaning. An additional advantage is simple installation from above into each type of kitchen worktop.

U



Undermount sinks are installed into kitchen worktop from below. Worktop must be made of waterproof material, such as natural stone and composite material. This type of installation enables various combinations of undermount bowls in different sizes. Absence of seams between sink and worktop contributes to simple hygiene maintenance and overall appeal of a kitchen.

L



Sit-on sinks assume the function of kitchen worktop by replacing it on top of a kitchen cabinet. They either "sit" at the end of a worktop or connect two worktop ends (one on each side). SILVERLINE Sit-on Sinks normally have a rear wall rim of 30 mm, however there are a few versions without it (please see individual sink's description). The sinks can be installed in combination with standard worktops of 30 mm thickness.

B



They are fastened by means of integrated wooden frame (type L) or by using factory-made screw holes (type B).



Our Product Spectrum

We have a team of experts who are in direct contact with the customers and suggest our manufacturing team provide a feed back to regarding various designs and concepts as desirous to customers / end users. Moreover, we assure that all the kitchen sinks manufactured and exported by us have the following properties :

- Low Radius bowl to get more space for vessels
- Apt choke stopper stainer for decorous drainage
- Impeccable polish for the glossy & satin finished look
- Plastic cover to safeguard the sink from outer diverse effects
- 5-Side Sound-dempening pad & ceramic coating for sound proofing

Our range of steel kitchen sinks include :

- Handmade Sinks
- Low Radius Sinks for Modular Kitchen
- Single Bowl Sinks
- Single Bowl Single Drain Sinks
- Double Bowl Sinks
- Double Bowl Single Drain Sinks
- Single Bowl Double Drain Sinks
- Double Bowl Double Drain Sinks
- Undermount Sinks
- Wash Basins

Our series of stainless steel sinks under SILVER LINE brand are an apt culmination of style, sophistication and have long lasting sheen. On the other hand, SILVER LINE brand encompasses products that cater to all the strate of society, are facile to use and virtually require no maintenance.

#INDEX



HANDMADE
series
page 1 to 8



LOW RADIUS
series
page 9 to 18



REGULAR
series
page 19 to 36



UNDERMOUNT
series
page 37 to 40



HANDMADE series

SILVERLINE offer beautiful handmade square sinks with international satin finish which are superior choice for modern kitchens. These come with curved edges that prevent the sticking of food waste on the sides while the unique 'X' groove allows for effortless drainage and seamless flow of water.

Features :

- Made from AISI 304 (18/8) food grade stainless steel
- 3 mm thick collar to hold the faucet life long
- R12 Corners to enhance looks , easy to clean

SILVERLINE
Stainless Steel Kitchen Sinks

HANDMADE SERIES **SERIES 10000**

Product Code : 10001



outer dimensions
 24" x 18" x 9"

thickness
 3.0 + 1.0mm

bowl dimensions
 22" x 16"

finish
 International Satin

Product Code : 10002



outer dimensions
 45" x 20" x 9"

thickness
 3.0 + 1.0mm

bowl dimensions
 21" x 18"


finish
 International Satin

Accessory Include



Double Drain
 Connector

OPTIONAL ACCESSORIES



SILVERLINE
 Stainless Steel Kitchen Sinks



Product Code : 10003



outer dimensions
 45" x 20" x 9"

thickness
 3.0 + 1.0mm

bowl dimensions
 21" x 18"


finish
 International Satin

Accessory Include



Double Drain
 Connector

OPTIONAL ACCESSORIES





Subtle
Elegance

HANDMADE SERIES

SERIES 10000

Product Code : 10004



outer dimensions
45" x 20" x 9"

thickness
3.0 + 1.0mm

finish
International Satin

1st bowl dimensions
21" x 18"

2nd bowl dimensions
21" x 16"

Accessory Include



Double Drain
Connector

Product Code : 10006



outer dimensions
37" x 20" x 9"

thickness
3.0 + 1.0mm

finish
International Satin

1st bowl dimensions
17" x 18"


2nd bowl dimensions
17" x 16"

Accessory Include



Double Drain
Connector

OPTIONAL ACCESSORIES



SILVERLINE
Stainless Steel Kitchen Sinks



Product Code : 10005



outer dimension
37" x 18" x 9"

thickness
3.0 + 1.0mm

bowl dimension
17" x 16"


finish
International Satin

Accessory Include



Double Drain
Connector

OPTIONAL ACCESSORIES



LOW RADIUS series

SILVERLINE through extensive R & D has extended its product range with a whole new low radius series designed to maximize the volume of the bowl, keeping in mind the aesthetics of the kitchen, completed with a graceful satin finish.



LOW RADIUS SERIES
SERIES 9000

SILVERLINE
Stainless Steel Kitchen Sinks

Product Code : 9001



outer dimensions
18" x 16" x 8" | 9"

thickness
1.0mm

bowl dimensions
16" x 14"

finish
International Satin

Product Code : 9002




outer dimensions
22" x 18" x 9" | 10"

thickness
1.0mm

bowl dimensions
20" x 16"

finish
International Satin

OPTIONAL ACCESSORIES



LOW RADIUS SERIES
SERIES 9000

SILVERLINE
Stainless Steel Kitchen Sinks

Product Code : 9008-A



outer dimensions
24" x 18" x 10"

thickness
1.0mm

bowl dimensions
22" x 16"

finish
International Satin

Product Code : 9008-B




outer dimensions
24" x 18" x 10"

thickness
1.0mm

bowl dimensions
22" x 16"

finish
International Satin

OPTIONAL ACCESSORIES



LOW RADIUS SERIES **SERIES 9000**

Product Code : 9003



outer dimensions
 31" x 18" x 8" | 9"

thickness
 1.0mm

bowl dimensions
 14" x 16"

finish
 International Satin

Accessory Include



Double Drain
 Connector

Product Code : 9004



outer dimensions
 37" x 18" x 8" | 9"

thickness
 1.0mm

bowl dimension
 20" x 16" | 14" x 16"

finish
 International Satin

Accessory Include



Double Drain
 Connector

OPTIONAL ACCESSORIES



LOW RADIUS SERIES

SERIES 9000

SILVERLINE
Stainless Steel Kitchen Sinks



Perfection. Pure design. Impeccable contours.

LOW RADIUS SERIES

SERIES 9000

SILVERLINE
Stainless Steel Kitchen Sinks

Product Code : 9005



outer dimensions
43" x 18" x 9" | 10"
thickness
1.0mm

bowl dimensions
20" x 16"
finish
International Satin

Accessory Include



Double Drain
Connector

Product Code : 9006



outer dimensions
45" x 18" x 9"
thickness
1.0mm

bowl dimensions
21½" x 15¾"
finish
International Satin

Accessory Include



Double Drain
Connector

OPTIONAL ACCESSORIES





LOW RADIUS SERIES SERIES 9000

SILVERLINE
Stainless Steel Kitchen Sinks

Product Code : 9007-A



outer dimensions
45" x 20" x 10"

thickness
1.0mm

bowl dimensions
21" x 18"

finish
International Satin

Accessory Include



Double Drain
Connector

Product Code : 9007-B



outer dimensions
45" x 20" x 10"

thickness
1.0mm

bowl dimensions
21" x 18"


finish
International Satin

Accessory Include



Double Drain
Connector

OPTIONAL ACCESSORIES



REGULAR series

Product Code : 1001



outer dimensions

16" x 13³/₄" x 7"

thickness

1.0mm

bowl dimensions

12¹/₂" x 11"

finish

International Satin / High Gloss

Product Code : 1002



outer dimensions

18" x 16" x 8"

thickness

1.0mm

bowl dimensions

16" x 14"

finish

International Satin / High Gloss



REGULAR SERIES

SILVERLINE
Stainless Steel Kitchen Sinks

Product Code : 1003



outer dimensions
20" x 17" x 8"

bowl dimensions
16" x 14"

thickness
1.0mm

finish
International Satin / High Gloss

Product Code : 1004



outer dimensions
18" x 18" x 8"

bowl dimensions
16" x 16"

thickness
1.0mm

finish
International Satin / High Gloss



REGULAR SERIES

SILVERLINE
Stainless Steel Kitchen Sinks

Product Code : 1005



outer dimensions
21" x 18" x 8" | 9"

bowl dimensions
18¾" x 15¾"

thickness
1.0mm

finish
International Satin / High Gloss

Product Code : 1006



outer dimensions
22" x 18" x 8" | 9" | 10"

bowl dimensions
20" x 16"

thickness
1.0mm

finish
International Satin / High Gloss



REGULAR SERIES

SILVERLINE
Stainless Steel Kitchen Sinks

Product Code : 1007



outer dimensions

24" x 18" x 8" | 9" | 10"

bowl dimensions

21½" x 15¾"

thickness

1.0mm

finish

International Satin / High Gloss

Product Code : 1009 | 1010



outer dimensions

26" x 20" x 8" | 10"

27" x 21" x 8" | 10"

bowl dimensions

24" x 18"

thickness

1.0mm

finish

International Satin / High Gloss



REGULAR SERIES

SILVERLINE
Stainless Steel Kitchen Sinks

Product Code : 1011



outer dimensions

30" x 18" x 9"

bowl dimensions

28" x 16"

thickness

1.0mm

finish

International Satin / High Gloss

Product Code : 7001



outer dimensions

18" x 18" x 7" | 16" x 16" x 7"

bowl dimensions

Ø15½" | Ø13½"

thickness

1.0mm

finish

International Satin / High Gloss

Product Code : 7002



outer dimensions

Ø18" x 7"

bowl dimensions

Ø15½"

thickness

1.0mm

finish

International Satin / High Gloss





REGULAR SERIES

SILVERLINE
Stainless Steel Kitchen Sinks

Product Code : 2002



outer dimensions
36" x 18" x 8"

bowl dimensions
16" x 14"

thickness
1.0mm

finish
International Satin / High Gloss

Product Code : 2004



outer dimensions
37" x 18" x 8"

bowl dimensions
16" x 14"

thickness
1.0mm

finish
International Satin / High Gloss



REGULAR SERIES

SILVERLINE
Stainless Steel Kitchen Sinks

Product Code : 2006



outer dimensions
32" x 20" x 8"

bowl dimensions
20" x 16"

thickness
1.0mm

finish
International Satin / High Gloss

REGULAR SERIES

SILVERLINE
Stainless Steel Kitchen Sinks

Product Code : 2009 / 2010 / 2011



outer dimensions
40" x 20" x 8"
42" x 20" x 8"
45" x 20" x 8"

bowl dimensions
20" x 16"

finish
International Satin / High Gloss

thickness
1.0mm

Product Code : 2007



outer dimensions
36" x 20" x 8"

bowl dimensions
20" x 16"

thickness
1.0mm

finish
International Satin / High Gloss

Product Code : 3001



outer dimensions
32" x 20" x 8"

bowl dimensions
20" x 16" | 7" x 12"

thickness
1.0mm

finish
International Satin / High Gloss

Accessory Include



Double Drain
Connector





Product Code : 4001



outer dimensions
37" x 18" x 8"

bowl dimensions
16" x 14" | 7" x 12"

thickness
1.0mm

finish
International Satin / High Gloss

Accessory Include



Double Drain
Connector



Product Code : 4002



outer dimensions
42" x 20" x 8"

bowl dimensions
20" x 16" | 7" x 12"

thickness
1.0mm

finish
International Satin / High Gloss

Accessory Include



Double Drain
Connector





REGULAR SERIES

SILVERLINE
Stainless Steel Kitchen Sinks

Product Code : 3004-A



outer dimensions
40" x 20" x 8"

bowl dimensions
20" x 16" | 14" x 16"

thickness
1.0mm

finish
International Satin / High Gloss

Accessory Include



Double Drain
Connector

Product Code : 3004-B



outer dimensions
42" x 20" x 8"

bowl dimensions
20" x 16" | 16" x 14"

thickness
1.0mm

finish
International Satin / High Gloss

Accessory Include



Double Drain
Connector



REGULAR SERIES

SILVERLINE
Stainless Steel Kitchen Sinks

Product Code : 3002



outer dimensions

34" x 20" x 8"

bowl dimensions

14" x 16"

thickness

1.0mm

finish

International Satin / High Gloss

Accessory Include



Double Drain
Connector

Product Code : 3003



outer dimensions

37" x 18" x 8"

bowl dimensions

16" x 14"

thickness

1.0mm

finish

International Satin / High Gloss

Accessory Include



Double Drain
Connector



REGULAR SERIES

SILVERLINE
Stainless Steel Kitchen Sinks

Product Code : 3006



outer dimensions

45" x 20" x 8" | 9" | 10"

bowl dimensions

20" x 16"

thickness

1.0mm

finish

International Satin / High Gloss

Accessory Include



Double Drain
Connector

Product Code : 3007



outer dimensions

56" x 22½" x 8" | 10"

bowl dimensions

24" x 18"

thickness

1.0mm

finish

International Satin / High Gloss

Accessory Include



Double Drain
Connector



REGULAR SERIES

SILVERLINE
Stainless Steel Kitchen Sinks

Product Code : 4004



outer dimensions

48" x 20" x 8"

thickness

1.0mm

bowl dimensions

16" x 14"

finish

International Satin / High Gloss

Accessory Include



Double Drain
Connector



Product Code : 4005



outer dimensions

48" x 20" x 8"

thickness

1.0mm

bowl dimensions

13" x 15"

finish

International Satin / High Gloss

Accessory Include



Double Drain
Connector

Product Code : 4006



outer dimensions

46" x 20" x 9"

thickness

1.0mm

bowl dimensions

14" x 16"

finish

International Satin / High Gloss

Accessory Include



Double Drain
Connector





UNDERMOUNT SERIES

SILVERLINE
Stainless Steel Kitchen Sinks

Product Code : 802



outer dimensions
32¹/₄" x 18¹/₂" x 9"

thickness
1.0mm

bowl dimensions
14¹/₂" x 16¹/₂"

finish
International Satin

Accessory Include



Double Drain
Connector

Product Code : 801 L/R



outer measure
32" x 20³/₄" x 9"

thickness
1.0mm

bowl measure
15³/₄" x 18³/₄" | 13" x 16¹/₂"

finish
International Satin

Accessory Include



Double Drain
Connector



UNDERMOUNT SERIES

SILVERLINE
Stainless Steel Kitchen Sinks

UNDERMOUNT SERIES

SILVERLINE
Stainless Steel Kitchen Sinks

Product Code : 869



outer dimensions
14½" x 13" x 7"
thickness
1.0mm

bowl dimensions
12½" x 11"
finish
International Satin

Product Code : 862



outer dimensions
23½" x 17¾" x 9"
thickness
1.0mm

bowl dimensions
21½" x 15¾"
finish
International Satin

Product Code : 864



outer dimensions
18" x 15" x 7"
thickness
1.0mm

bowl dimensions
16" x 13"
finish
International Satin

Product Code : 861



outer dimensions
23¼" x 20-7/8" x 9"
thickness
1.0mm

bowl dimensions
21¼" x 18-7/8"
finish
International Satin

Product Code : 860



outer dimensions
20¾" x 17¾" x 9"
thickness
1.0mm

bowl dimensions
18¾" x 15¾"
finish
International Satin

Product Code : 868



outer dimensions
30" x 18" x 9"
thickness
1.0mm

bowl dimensions
28" x 16"
finish
International Satin




ACCESSORIES



WB-018 Dimension 17½" x 11½"
WB-018 Dimension 19½" x 11½"



CB-015 Dimension 15" x 10"
CB-017 Dimension 17" x 10"



RM-018 Dimension 18"
RM-020 Dimension 20"



WBB-015 Dimension 15" x 15"



UT-020 Dimension 19" x 12"



SSB-020 Dimension 18¾" x 8¾"

WASTE COUPLINGS



DOUBLE BOWL CONNECTOR




Ceramic Coating



SILVERLINE
Stainless Steel Kitchen Sinks

OUR CERTIFICATIONS



IS : 13983
IS
CML - 9100102188
On Select Models

AWARDS



"Highest Export in 2013-14"



"Highest Export in 2014-15"



"Highest Export in 2015-16"

GRATINGS SERIES



Shower Channel

Model No. : SC600

dimensions : 100 x 600mm Grade : AISI 304 (18/8) Finish : Matt



GRATINGS SERIES

SILVERLINE
Stainless Steel Kitchen Sinks

Model No. : SS150

dimensions : 150 x 150mm Grade : AISI 304 (18/8) Finish : Matt/Gloss



Model No. : SS125

dimensions : 125 x 125mm Grade : AISI 304 (18/8) Finish : Matt



Model No. : SR125

dimensions : 125 x 125mm Grade : AISI 304 (18/8) Finish : Matt/Gloss



Model No. : SRD125

dimensions : 125 x 125mm Grade : AISI 304 (18/8) Finish : Matt/Gloss



Model No. : RRL-125

dimensions : Ø125mm Grade : AISI 304 (18/8) Finish : Matt/Gloss



SILVERLINE
Stainless Steel Kitchen Sinks

Make it timeless

Timeless. Elegant. Like fine silver, its beautiful finish enhances with age and use. But this does not mean you can neglect the care of this essential kitchen item. As a rule, stainless steel's best friend is cold, clean water or a mild detergent solution, applied with a soft sponge, rinsed well and wiped dry.

Here are some products or elements that can damage your sink:

Chlorides

Chlorides are found in almost all soaps, detergents and cleaning products and can damage stainless steel. They are water soluble, however, so if you rinse away the residue after each use, a weekly scouring is all that is needed to keep your sink looking bright and shiny.

Scratches

Like most metallic surfaces, your stainless steel sink will scratch. Don't worry; these are simply usage marks which will eventually blend into the overall finish of the sink.

Knives

Your sink is designed to serve as many things but one of these is not a chopping board. This type of work will cause deep scratches in its surface, and will also blunt your knives. For additional work space, choose from our wide range of chopping boards.

Water Quality

The quality of your water can affect the appearance of your sink. When water has a high iron content, a brown surface stain can form on the sink giving the appearance of rust. Also, in areas with a high concentration of minerals or over-softened water, a white film may develop on the sink. To combat these problems, we suggest you wipe the sink dry after each use and give it a more thorough clean each week using a recommended abrasive product.

Foods

Foods containing high levels of salt should not be allowed to dry on the sink surface. Rinse your sink thoroughly after use.

Dear Customer,

Thank you for choosing SILVER LINE,
we hope you will be very happy for
choosing us. SILVER LINE, synonymous
with design and quality, takes great care
with the manufacture of its products.

This catalogue has been designed to help
in all aspects of choices throughout our
product range.

Further information can be found on the
SILVER LINE website at

www.presswellsteels.com